

A diversified mining royalty company

March 2024

AIM: TRR

OTC: TDTRF

www.tridentroyalties.com



Disclaimer

The information contained in these slides and this presentation is being supplied to you by Trident Royalties plc ("the Company") solely for your information and may not be reproduced or redistributed in whole or in part to any other person. Recipients of these slides and/or persons attending this presentation who are considering a purchase of ordinary shares in the Company are reminded that any such purchase must be made solely on the basis of the information that the Company has officially released into the public domain. Whilst all reasonable care has been taken to ensure that the facts stated in these slides and this presentation are accurate and the forecasts, opinions and expectations contained in these slides and this presentation are fair and reasonable, the information contained in this document has not been independently verified and accordingly no representation or warranty, express or implied, is made as to the accuracy, fairness or completeness of the information or opinions contained in these slides or this presentation and no reliance should be placed on the accuracy, fairness or completeness of the information contained in these slides and this presentation.

None of the Company, its shareholders or any of their respective advisers, parents or subsidiaries nor any of their respective directors, officers or employees or agents (including those of their parents or subsidiaries) accepts any liability or responsibility for any loss howsoever arising, directly or indirectly, from any use of these slides or this presentation or their contents. These slides and this presentation do not purport to contain all information that a recipient may require and is subject to updating, revision and amendment in any way without notice or liability to any party. These slides and this presentation do not constitute a recommendation regarding the shares of the Company. Recipients of these slides and this presentation should conduct their own investigation, evaluation and analysis of the business, data and property described therein. If you are in any doubt about the information contained in these slides or this presentation, you should contact a person authorised by the Financial Conduct Authority who specialises in advising on securities of the kind described in these slides and presentation. Certain statements within this presentation constitute forward looking statements. Such forward looking statements involve risks and other factors which may cause the actual results, achievements or performance expressed or implied by such forward looking statements. Such risks and other factors include, but are not limited to, general economic and business conditions, changes in government regulations, currency fluctuations, commodity prices, competition, changes in development plans and other risks. In addition, the Company often has limited, if any access to non-public scientific and technical information in respect of the properties underlying its proposed acquisitions of royalties and investments. Such information is subject to confidentiality provisions. As such, in preparing this presentation, Trident has largely relied upon the public disclosures of the owners and operators of the properties underlying its proposed portfolio of royalties and streams, as available on the date of this presentation. There can be no assurance that the results and events contemplated by the forward-looking statements contained in this presentation will, in fact, occur. These forward-looking statements are correct or represent honestly held views only as at the date of delivery of this presentation. The Company will not undertake any obligation to release publicly any revisions to these forward-looking statements to reflect events, circumstances and unanticipated events occurring after the date of this presentation except as required by law or by regulatory authority. Some of the statements are the opinions of the Directors.

This document has not been approved by a person authorised under the Financial Services and Markets Act 2000 ("FSMA") for the purposes of section 21 FSMA. In the United Kingdom, this presentation is exempt from the general restriction in section 21 FSMA on the communication of invitations or inducements to engage in investment activity pursuant to the Financial Services and Markets Act 2000 (Financial Promotion) Order 2005 (the "Financial Promotion Order") on the grounds that it is directed only at the following, being persons who the Company reasonably believes to be: (a) persons having professional experience relating to investments (being "Investment Professionals" within the meaning of articles 19(5) of the Financial Promotion Order); (b) persons who fall within article 49 of the Financial Promotion Order (high net worth companies, unincorporated associations or partnerships or the trustees of high value trusts), or (c) other persons who have professional experience in matters relating to investments and to whom these slides and this presentation may otherwise be lawfully communicated (all such persons together being referred to as "Relevant Persons"). By attending this presentation, you represent and warrant that you are a Relevant Person.

Any person who is not a Relevant Person should not rely upon or act upon these slides or this presentation. The distribution of these slides in other jurisdictions may be restricted by law and persons into whose possession these slides may come should inform themselves about, and observe, any such restrictions. Any failure to comply with these restrictions may constitute a violation of the laws of any such other jurisdiction. The slides are not for distribution outside the United Kingdom and, in particular, the slides or any copy of them should not be distributed, published, reproduced or otherwise made available in whole or in part by recipients to any other person, directly or indirectly, by any means (including electronic transmission) either to persons with addresses in Canada, Australia, Japan, the Republic of South Africa or to persons with an address in the United States, its territories or possessions or to any citizens, nationals or residents thereof, or to any corporation or partnership or other entity created or organised under the laws thereof. Any such distributions could result in a violation of Canadian, Australian, Japanese, South African or United States law.

The information contained in presentation is for background purposes only and is subject to updating, completion, revision, amendment and verification, which may result in material changes. No reliance should be placed on the information and no representation or warranty (express or implied) is made by the Company, Tamesis, Ashanti or Azure or any of their respective, partners, members, directors or employees or any other person, and, save in respect to fraud, no liability whatsoever is accepted by any such person, in relation thereto. In particular, the reserves and resources information in this presentation are to the reserves and resources statements regarding the projects to which such statements refer and not to the reserves and resources that are the subject to any proposed acquisition of a royalty referred to in this presentation.

These slides and this presentation do not constitute, or form part of, a prospectus relating to the Company nor do they constitute or contain any invitation or offer to any person to underwrite, subscribe for, otherwise acquire, or dispose of any shares in the Company or advise persons to do so in any jurisdiction, nor shall they, or any part of them, form the basis of or be relied on in any connection with any contract or commitment whatsoever.

Historic performance is not an indication of future performance.

Why Trident

01 Attractive commodity exposure

- Exposure to lithium, gold, copper, silver, iron ore, and other commodities
- Natural inflation hedge, without exposure to rising operating / capital costs
- Energy transition and geopolitical events provide strong macro backdrop

02 Diversified portfolio

- Broad asset base reduces geographic & individual asset risk
- Balanced portfolio with exposure to precious, base and battery metals, and bulk / industrial materials

03 Rapidly building scale & shareholder value

- Acquired 21 assets since inception in June 2020

04 Experienced management

- Global management team with significant mining private equity / banking, operational, and commodity markets experience
- Track record of accretive deals, including monetization of select exploration stage royalties for ~2.4x return on investment

05 High returns

- Targeting mid-teen post-tax blended return on portfolio, while reducing Trident's cost of capital
- Trident's cost of debt is between 2.5%-4.5% + SOFR, providing leveraged returns

06 Driving future growth

- Extensive pipeline of future opportunities – matched by management's deal-making capability

Why royalties – superior commodity exposure

Royalties typically earn a percentage of revenue from mining operations

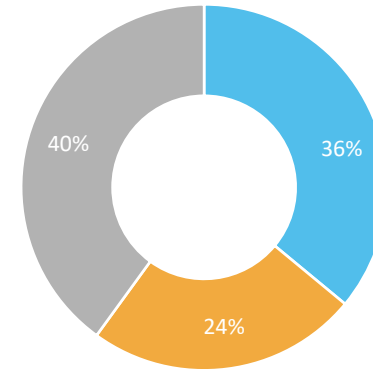
	Royalties	Mining Equities	Physical Commodity ETF's
Leverage to commodity prices	✓	✓	✓
Exploration upside	✓	✓	
No capital cost exposure	✓		✓
No operating cost exposure	✓		✓
No dilution risk	✓		✓
Asset diversification	✓		✓
Senior in capital structure	✓		



The Trident approach

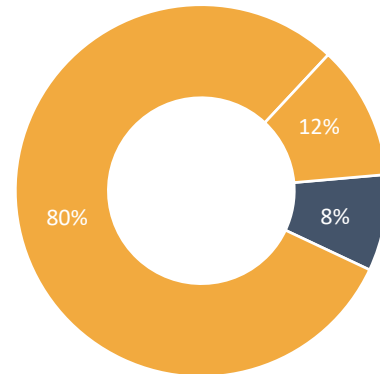
- Royalties are an established business model: \$65bn of publicly listed mining royalty vehicles²
- Trident exploiting gaps in the royalty sector:
 - Building a balanced, diversified commodity portfolio (excluding fossil fuels) – while most peers target precious metals
 - Global mandate, targeting attractive assets in resource-friendly jurisdictions

Global Mining Sector
(by Total Revenue)¹



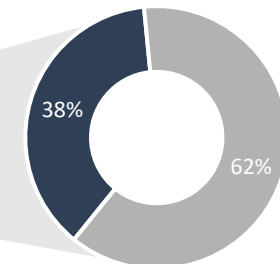
■ Base ■ Precious ■ Bulks, Battery, Industrial

Mining Royalty Sector
(by Market Capitalisation)²



■ Non-Precious ■ Big 3 (precious-focused) ■ Other precious

Non - Precious Royalty Sector
(Market Capitalisation, \$5.2b)

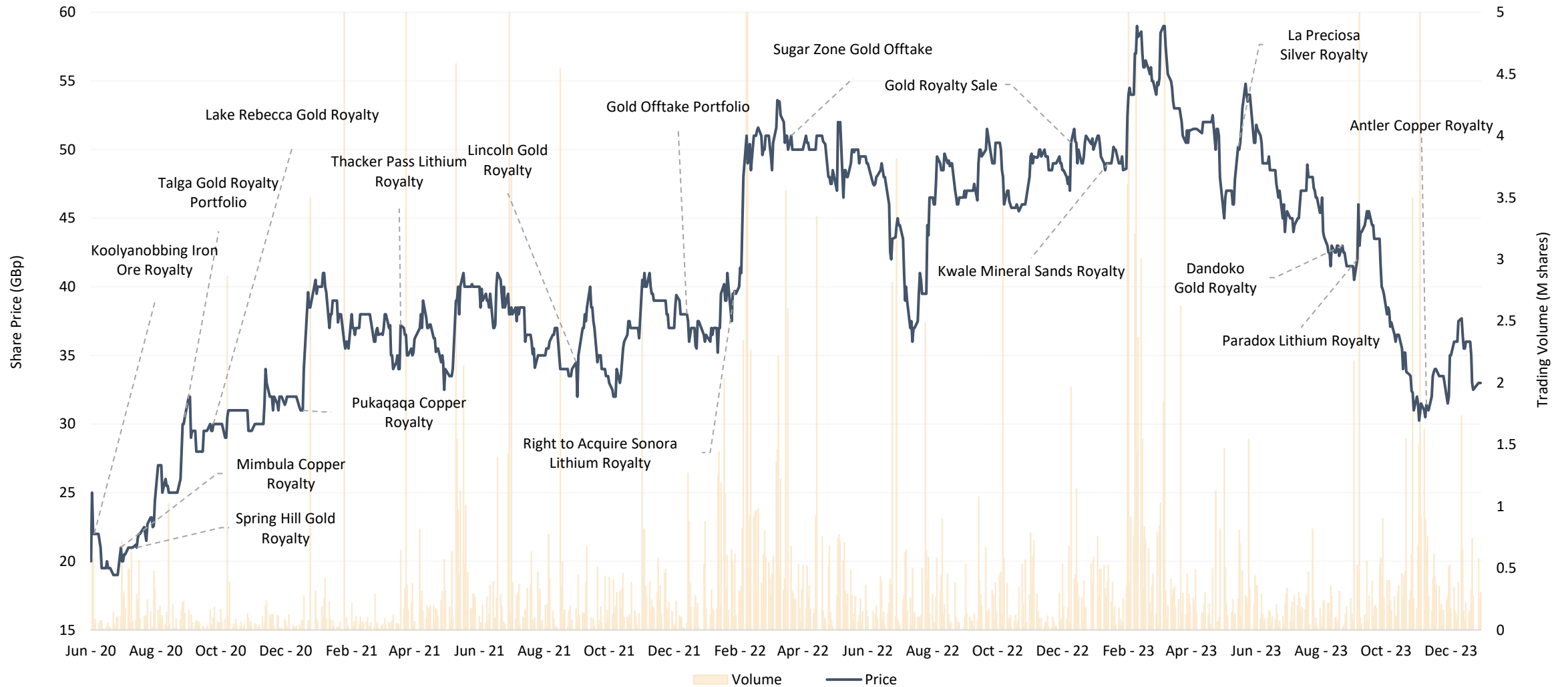


■ Diversified ■ Single asset royalty companies (iron ore)

1. Source: S&P Global, 2022 total global mining revenue dataset

2. Source: Scotiabank (31 October 2023)

Share Price & Acquisitions



Source: Capital IQ

The portfolio¹



21
Total Assets

13
Cashflowing Assets

+60%²
of assets in CAN, US & AUS

Select Royalty Partners

LithiumAmericas



B2GOLD

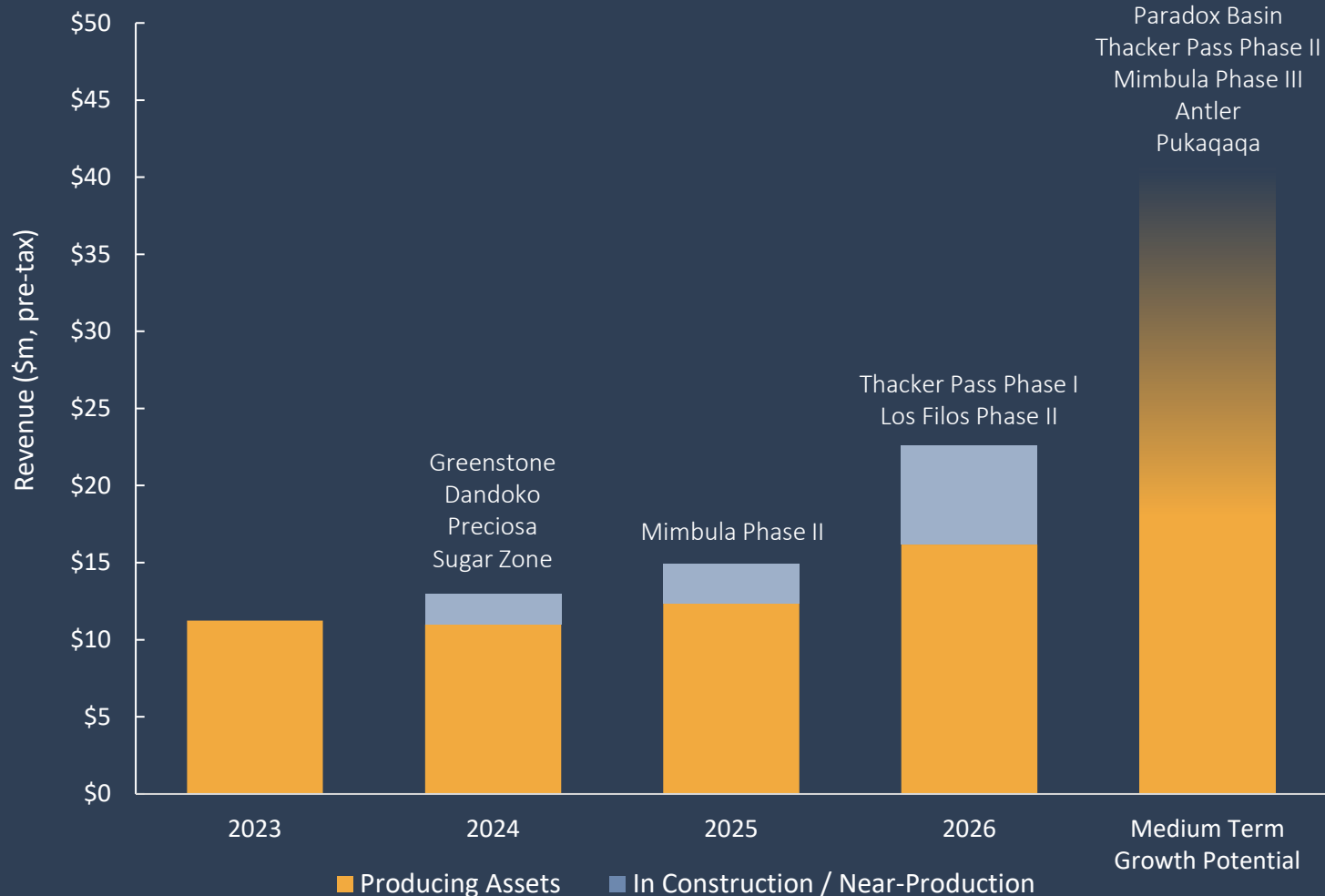


1. Note that not all royalties cover the entirety of the operator project areas. The specific royalty tenements are noted on www.tridentroyalties.com. Completion has not yet occurred on the Sonora Lithium Royalty (see Trident announcement dated 27 January 2022)

2. By Unrisked Asset NAV – Tamesis Partners, 8 November 2023

Portfolio Revenue Profile

Material Organic Revenue Growth In Portfolio¹



Revenue Highlights

- Significant proportion of future revenue underpinned by assets already in production
- Key growth assets are currently in construction (e.g., Thacker Pass, Greenstone)
- Long term revenue growth supported by mix of expansions & new project development

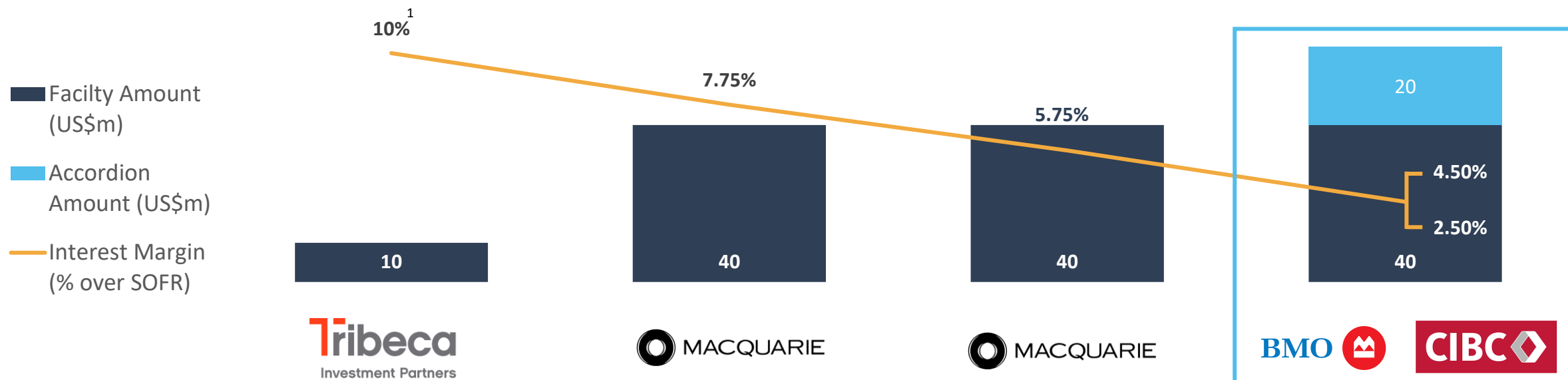
Other Revenue

(not included in chart)

- \$13.2m one-off payment from Thacker Pass royalty, anticipated in 2026
- \$8.75m one-off payment from La Preciosa royalty, anticipated in 2025

1. Revenue estimates by Tamesis Partners (8 November 2023)

Capital Cost Evolution

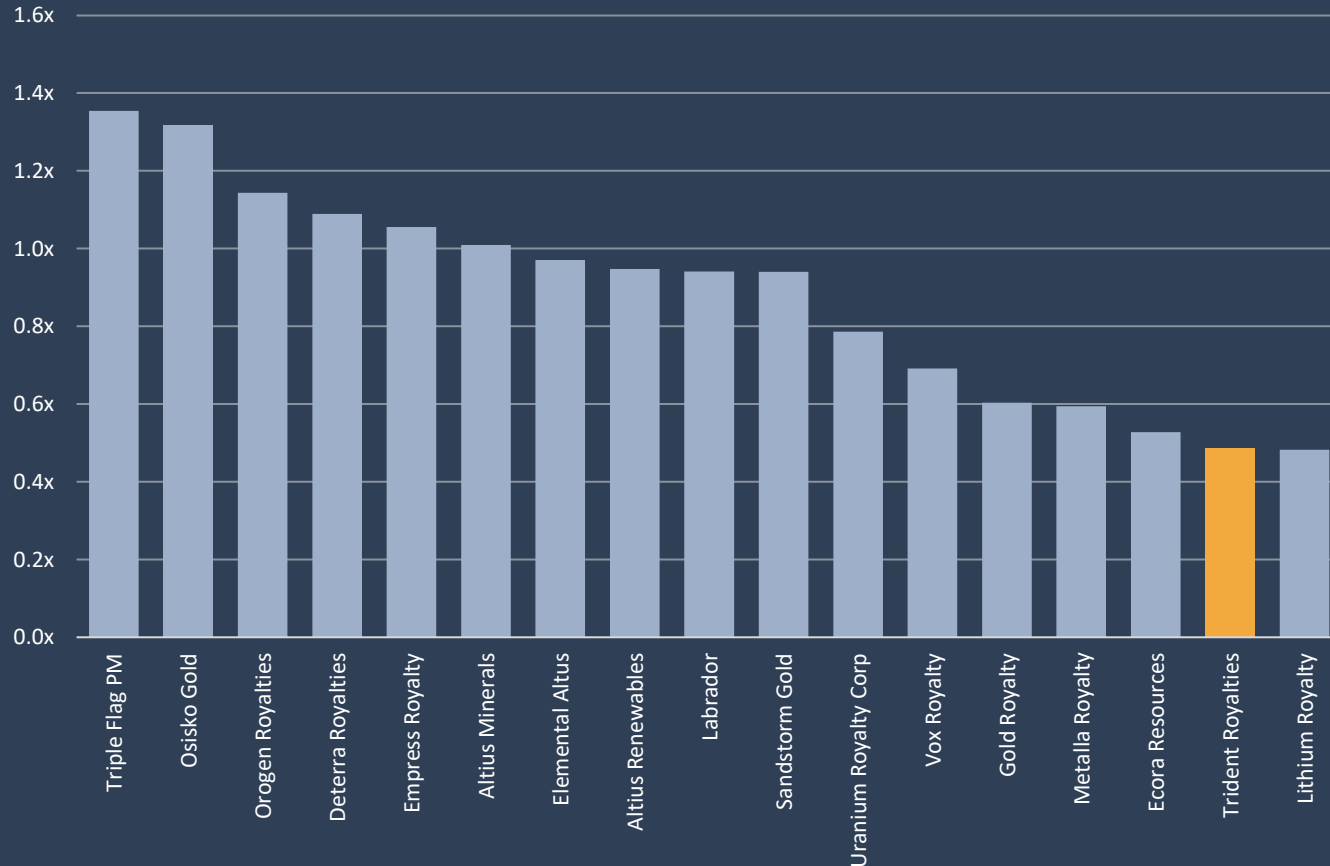


Date	June 21	Jan 22	Feb 23	Feb 24
Facility Size	\$10m	\$40m	\$40m	\$40m (+\$20m accordion)
Margin	10%	SOFR + 7.75%	SOFR + 5.75%	SOFR + 2.5 - 4.5% ²
Structure / Term	Term Loan / 1 Yr + 1 Yr Extension Option	Term Loan / 3 Yr	Term Loan / 3 Yr	RCF / 3 Yr + 1 Yr Extension Option

1. Tribeca facility was a one-year fixed rate facility, arranged in a period when the prevailing LIBOR rate was <0.1%
 2. Margin based on leverage levels

Undervalued Relative to Peers

Price to Net Asset Value Ratio








Source: S&P Capital IQ

Valuation

- Trident undervalued relative to peers
- Discount reflects historical weighting to development stage assets in portfolio
- Significant proportion of Trident's net asset value now attributable to producing assets
- Shift to producing assets to continue in short-medium term with several key assets in construction (e.g., Thacker Pass, Greenstone)
- Discount expected to unwind as assets develop and cashflow increases

Attractive and Balanced Commodity Exposure

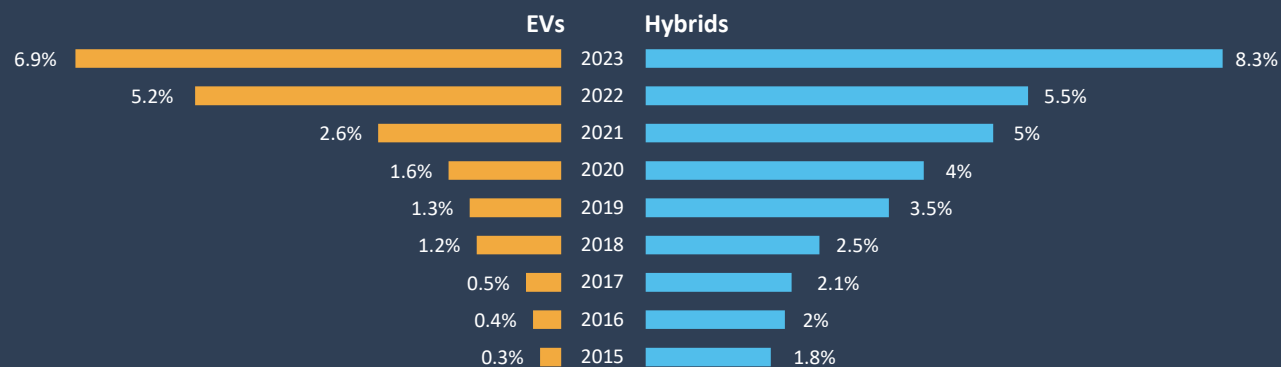
		Investment Thematic / Uses	Trident Assets	% NAV ¹	
	Lithium	<ul style="list-style-type: none"> Batteries are the foundational technology for electrification of vehicle fleets Lithium is a core component in almost every EV battery design 	<ul style="list-style-type: none"> Thacker Pass (USA) Paradox (USA) Sonora (Mexico)² 	41%	
	Gold	<ul style="list-style-type: none"> Store of value for investment and a hedge against inflation Growing global physical demand from ETFs and governments 	<ul style="list-style-type: none"> Gold Offtakes (Global) Dandoko (Mali) Lincoln (USA) 	32%	
	Copper	<ul style="list-style-type: none"> Critical for electrification and all major clean energy technologies EVs and renewables require up to 10x more copper than traditional energy 	<ul style="list-style-type: none"> Mimbula (Zambia) Antler (USA) Pukaqaqa (Peru) 	19%	
	Silver	<ul style="list-style-type: none"> Store of value for investment and a hedge against inflation Growing industrial uses, a key component of both solar panels and EVs 	<ul style="list-style-type: none"> La Preciosa (Mexico) Antler (USA) 	6%	
	Other	<ul style="list-style-type: none"> Zinc (corrosion resistance/batteries) Mineral Sands (industrial applications) 	<ul style="list-style-type: none"> Iron Ore (steel making) Lead (batteries) 	<ul style="list-style-type: none"> Antler (USA) Koolyanobbing (Australia) Kwale (Kenya) 	2%

1. Based on analyst consensus estimates (Nov 2023)

2. Transaction subject to completion

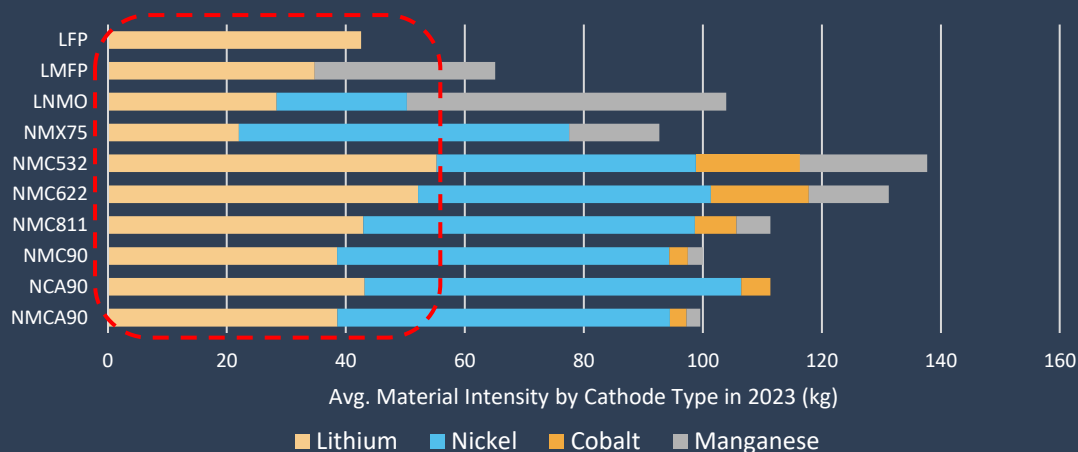
Key assets: Lithium

Electric vehicle & hybrid market share in the U.S. – strong year over year growth



Source: Edmunds

Mineral Demand by Battery Type – lithium a critical, consistent component



Source: CRU Battery Value Chain, October 2023

Thacker Pass – USA, 1.05% Gross Revenue Royalty¹

Globally significant lithium asset in tier-1 jurisdiction

Largest lithium resource in North America

General Motors is the largest investor and holds offtake for Stage 1

U.S. government supporting funding via \$2.26 billion loan

In construction, first production anticipated in 2027

40-year mine life, scope for extension / expansion

Royalty would pay \$21m per year at \$25k lithium price, ~\$70m at 2022 highs²

Paradox Basin – USA, 2.5% Net Smelter Return Royalty

Advanced stage Direct Lithium Extraction (DLE) project in tier-1 jurisdiction

85% of Trident's royalty acquisition cost payable on production milestones

23-year mine life per DFS, resource increased 45% post Trident's acquisition

FEED study underway. Final investment decision expected thereafter

Phase 2 development to increase lithium production and include bromine

Royalty would pay \$8m per year, for first 10 years, at \$25k lithium price³

1. Trident holds 60% of an 8% GRR, pre-partial buyback of \$22m (100% basis)
2. Assumes partial operator buy-back occurs, LCE price of \$25k/t, 80kt per year production rate
3. Production profile per DFS, LCE price of \$25k/t

Key assets: Gold & Silver

U.S. Federal Debt & Precious Metals Prices – highly correlated



Source: U.S. Dept. of the Treasury, Fiscal Service
S&P Capital IQ

Gold Offtakes – Global, 1.33% Net Smelter Return Royalty Equivalent¹

Diversified asset: 8 offtake contracts, 6 project operators, 11 mines

9 mines producing, with all 11 expected to be in production by end-2024

+40% of assets located in the Americas²

Well capitalized operators, low-cost per ounce mines

\$6.1m revenue in 2022, increased 12% to \$6.8m in 2023

Trident's revenue to increase as multiple assets ramp-up / expand production

La Preciosa Silver – Mexico, 1.25% Net Smelter Return Royalty

Operator targeting first production in H1-2024 from on-surface stockpiles

Production from fresh ore expected in H2-2024

\$8.75m milestone due to Trident 12-months after first silver production

Large resource of 120Moz of silver & 224koz gold

Operator intends to ramp annual silver production to 3.5Moz by 2028

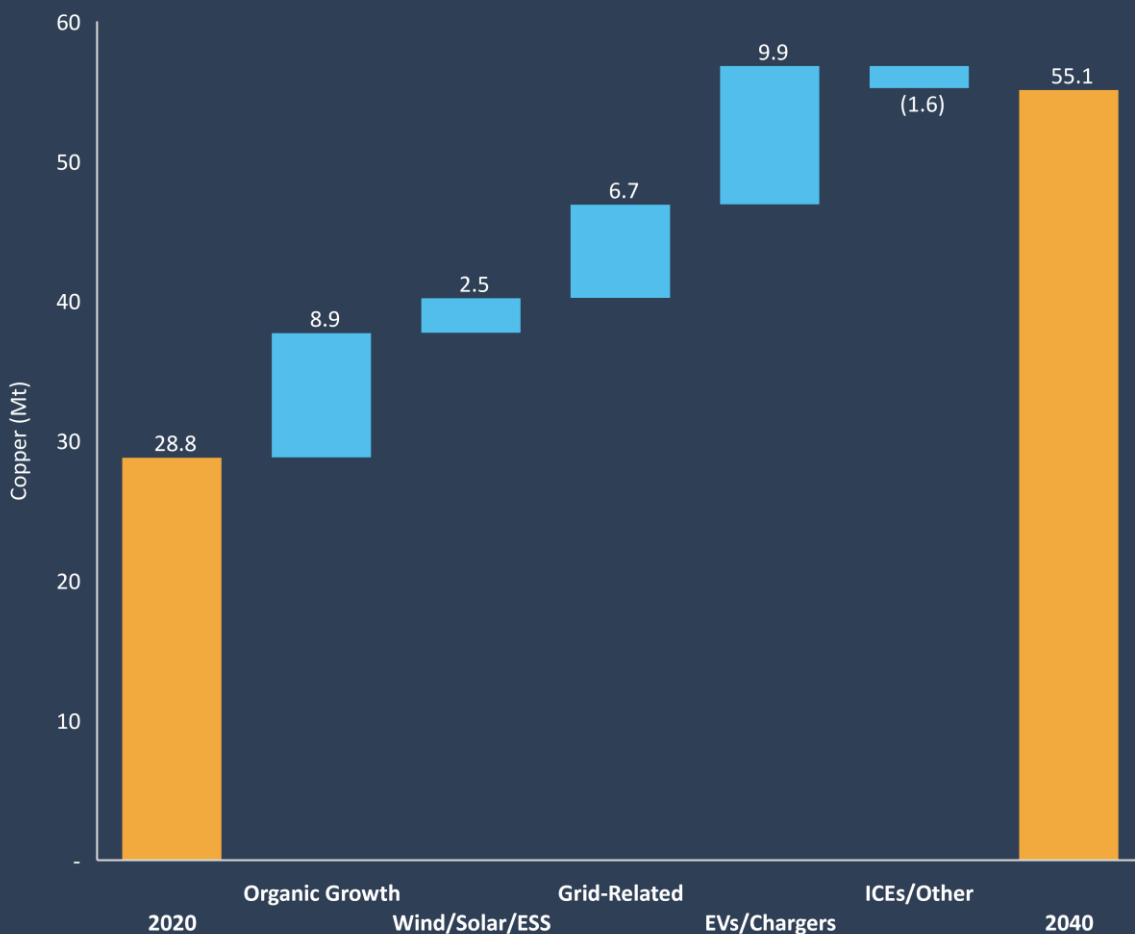
Royalty would pay \$1.1m per year at full production & \$25/oz silver price

1. Royalty equivalent rate 10-yr weighted avg., as at acquisition (13 Dec 2021)

2. Stifel Nicolaus research estimates, 8 Nov 2023

Key assets: Copper

Copper Consumption by 2040 (Mt) – a near doubling of demand



Source: Wood Mackenzie, "Red metal, green demand Copper's critical role in achieving net zero", October 2022

Mimbula – Zambia, 0.3% Gross Revenue Royalty

First copper cathode produced in H1-2023

Producing at Phase 1 production of 10kt of copper per year

Targeting commencement of Phase 2 (20kt copper per year) in 2025

Bankable Feasibility Study for 56kt copper per year completed in 2022

+\$300m in equity/offtake financing completed post-Trident's investment

Trident's invested capital already recovered, with long mine life remaining

Antler – USA, 0.9% Net Smelter Return Royalty

Advanced stage copper-zinc polymetallic resource

Pre-Feasibility Study expected in Q1-2024

Operator targeting pre-construction development (decline) in Q1-2025

Project infrastructure on private land, streamlining permitting process

Strong project economics (NPV₇ \$835m) with modest capex (\$252m)

Attractive royalty features (partial buyback & 5km area of interest)

1. Royalty equivalent rate 10-yr weighted avg., as at acquisition (13 Dec 2021)

2. Stifel Nicolaus research estimates, 8 Nov 2023

Upcoming Catalysts

Royalties

Offtakes

Delivered

- Thacker Pass confirmation of \$2.23B DoE loan
- Recovery of capital at Koolyanobbing and Mimbula
- Four new royalty acquisitions since May 2023

- Updated and enhanced NI 43-101 for producing Eagle Gold Mine
- Listing of Allied Gold on TSX and associated capital raise
- Commercial production at Santa Luz, Prepay financing at i80

Near Term

- Commencement of major construction activities at Thacker Pass
- Delivery of PFS for Antler Copper Project
- First production from La Preciosa stockpiles & Dandoko

- First production from Greenstone
- Deployment of A\$35 million into exploration and infrastructure at Sugar Zone mine
- Exploration/Resource updates at Bonikro and Eagle

Medium Term

- First Production from Thacker Pass, La Preciosa orebody, Paradox and recommencement of production from Lincoln
- Ramp-up at Mimbula from 10ktpa to 56ktpa
- Development of Fekola Regional at Dandoko

- FID of Los Filos Phase II Expansion
- Restart of production at Sugar Zone
- Continued ramp-up at Blyvoor

Responsible and sustainable investment

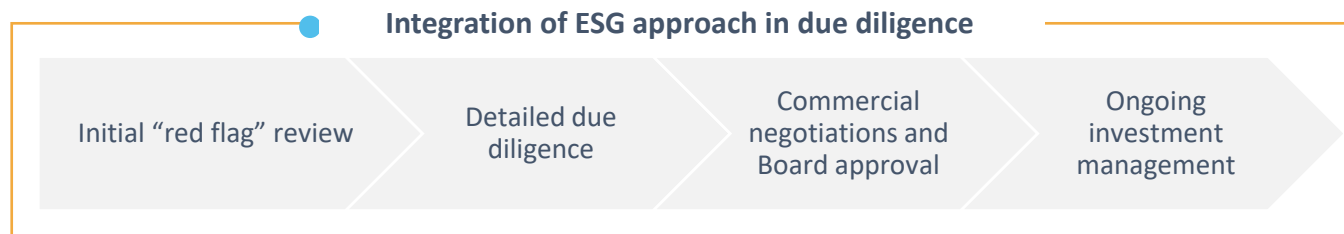
Underpinned by a robust internal ESG approach

- Progress made in understanding our impacts and enhancing reporting:
 - ✓ ESG benchmarking exercise
 - ✓ Materiality assessment
 - ✓ Analysis of UN SDGs and commitment to two initial goals
- Current priorities:
 - Policy strengthening and development
 - Further exploring appropriate approach to ESG due diligence and evaluation
- Clear pathway to further advance our approach:
 - Identify applicable global ESG reporting frameworks
 - Continue to embed policies and strengthen practices



Focus on safe, efficient, cost-effective investments

- ✓ Review of ESG risks and issues as part of due diligence process
- ✓ Ongoing monitoring of potential ESG impacts



Capital structure

Capital Structure

Share Price ¹	35p
Net debt ²	\$22M
Shares Outstanding	293,079,382
Market Capitalization	\$131M
Enterprise Value	\$153M
Options – management Warrants (£0.51 exercise price)	13,235,000 14,840,517
Fully Diluted Management Ownership (net settlement, upon vesting target of 120p/share)	3.2%

Major Shareholders³

Shareholder	% of Ordinary Shares
Regal Funds Management	12.1
LIM Asia Special Situations Master Fund	8.7
Ponderosa Investments	5.5
Ruffer LLP	5.3
Amati Global Investors	4.9
BlackRock World Mining Trust Plc	4.0

Analyst Coverage

House	Analyst	Rating	Target Price
	Ben Davis	Buy	77p
	Andrew Breichmanas	Buy	90p
	David Butler	Buy	75p

1. Share price dated 14 March 2024
 2. Unaudited as 5 February 2024
 3. Notified interest as at 13 December 2023

Appendix



Management team



Adam Davidson

Chief Executive Officer & Executive Director

- ✓ Depth of experience in the natural resources sector. Previously with Resource Capital Funds, BMO Capital Markets, and Orica Mining Services
- ✓ Graduate of the Australian Institute of Company Directors and previously served as a Non-Executive Director of private gold producer, RG Gold, and currently a Non-Executive Director of South Atlantic Gold



Richard Hughes

Chief Financial Officer & Executive Director

- ✓ Over 15 years' experience in the natural resources sector. Founded an independent consultancy providing corporate finance advisory services to both mining and royalty finance companies
- ✓ Held previous roles with RBC Capital Markets and CIBC



Tyron Rees, CFA

Chief Operating Office

- ✓ Over 10 years' experience in the natural resources sector
- ✓ Metallurgical Engineer with significant experience in financial markets having held various roles with Resource Capital Funds, Sandfire Resources, and Newmont Goldcorp
- ✓ Graduate of the Australian Institute of Company Directors and CFA Charterholder



Julien Bosché

VP EMEA

- ✓ Over 10 years' experience in the natural resources sector
- ✓ Previously with Pala Investments, a leading metals and mining focused investment firm. Prior to Pala, International Finance Corporation's mining division in Washington, D.C. and the M&A group in Citigroup's investment banking division in New York



Justin Anderson

VP Americas

- ✓ Over 15 years' experience in the natural resources sector
- ✓ Mining Engineer with over 10 years' at Resource Capital Funds, in addition to previous positions with McGriff and various engineering roles in the mining sector
- ✓ Previously served as Non-Executive Director of Alufer Mining Limited and First Bauxite



Jonathan Inns

Group Financial Controller

- ✓ Over 15 years' experience gained in finance roles in the natural resources sector
- ✓ Prior to joining Trident Royalties was the Finance Manager at Hurricane Energy plc and previously held finance roles at Kaz Minerals plc, Rockhopper Exploration plc
- ✓ Holds a BA Hons in International Finance and Trade and is a member of the Chartered Institute of Management Accountants (CIMA)

Non-Executive Directors



Al Gourley

Non-Executive Chairman

- ✓ Over 30 years' experience in the natural resources sector
- ✓ Currently Managing Partner of Faskens, an international law firm specialised in finance and asset transactions in the natural resource industry
- ✓ A director and past-director of several TSX, TSX-V and AIM listed mining and exploration companies



Peter Bacchus

Non-Executive Director

- ✓ Over 25 years' experience as a leading global M&A adviser, with deep experience within natural resources.
- ✓ Currently Chairman and CEO of Bacchus Capital. Previously Global Head of Mining & Metals at Morgan Stanley and European Head of Investment Banking at Jefferies
- ✓ Holds Non-Executive Director roles at Gold Fields Limited, Kenmare Resources Plc, and Galaxy Resources Limited



Helen Pein

Non-Executive Director

- ✓ Over 30 years' experience in natural resources sector and currently serves as a director of Pan Iberia Ltd and Panex Resources Pty Ltd
- ✓ Formerly Director of Pangea Exploration Pty Ltd where she was part of the team directly responsible for the discovery of a number of world-class gold and mineral sands deposit's across Africa



David Reading

Non-Executive Director

- ✓ Over 40 years' experience in natural resources sector
- ✓ Currently a special advisor to Collective Mining and Roscan Gold, as well as a Non-Executive Director and head of the technical committee of Diamond Fields Resources
- ✓ Formerly CEO Aureus Mining and European Goldfields and was formerly Chief Geologist and SVP Exploration & New Business for Randgold Resources.



Leslie Stephenson

Non-Executive Director

- ✓ Over 30 years' experience in the banking and insurance sectors
- ✓ Most recently held senior roles at HSBC, specifically around strategic planning and risk management.
- ✓ Holds an MBA from Richard Ivey School of Business and a BA from Western University.

Sources of royalties

01 Primary Market – Financing Growth

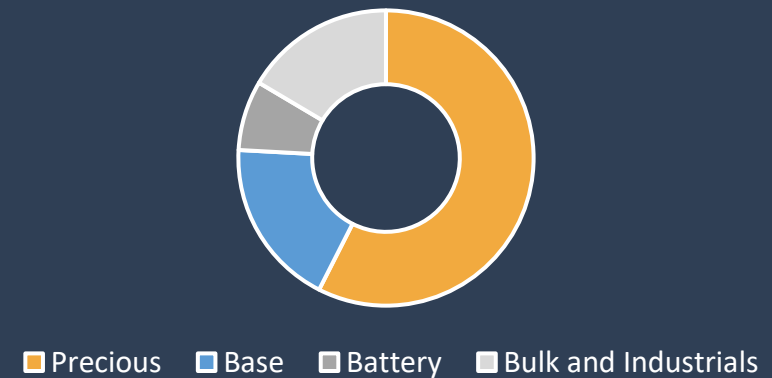
- Royalty & streaming finance is an increasingly important component in the new mining capex cycle
- Attractive financing option for operators relative to debt or equity

	Royalty	Debt	Equity
Permanent Capital	✓		✓
Non-Dilutive	✓	✓	
Crystallise value of future production	✓		
Covenant light	✓		✓
Share production and operating risk	✓		✓
Expedited due diligence and execution	✓		✓
No fixed payments	✓		✓

02 Secondary Market – Acquisitions from Natural Sellers

- Almost 6,000 existing royalties, created by:
 - Early-stage prospect generation
 - M&A consideration
 - Joint venture arrangements
 - Financing transactions
- Royalties often sit in the hands of non-natural or short-term holders
- Assets more valuable as part of a diversified portfolio

Existing Royalty Universe




Value Creation Track Record¹


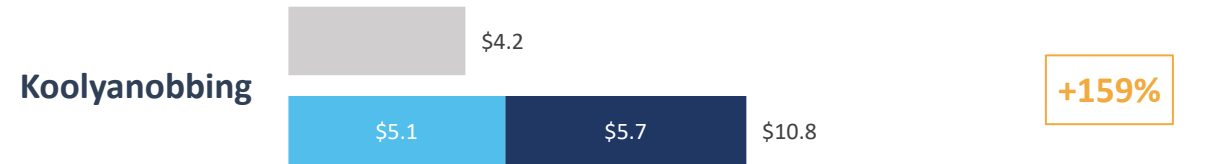
Gold Offtakes and Thacker Pass



Key 2020 Transactions: performance to-date



Monetized Feb 2023

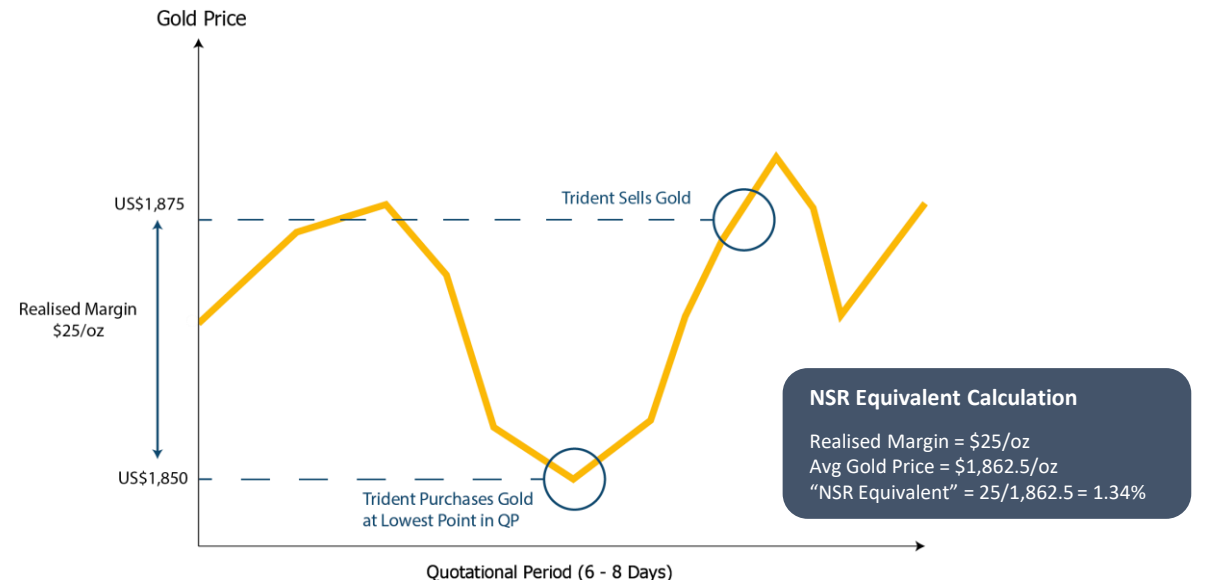
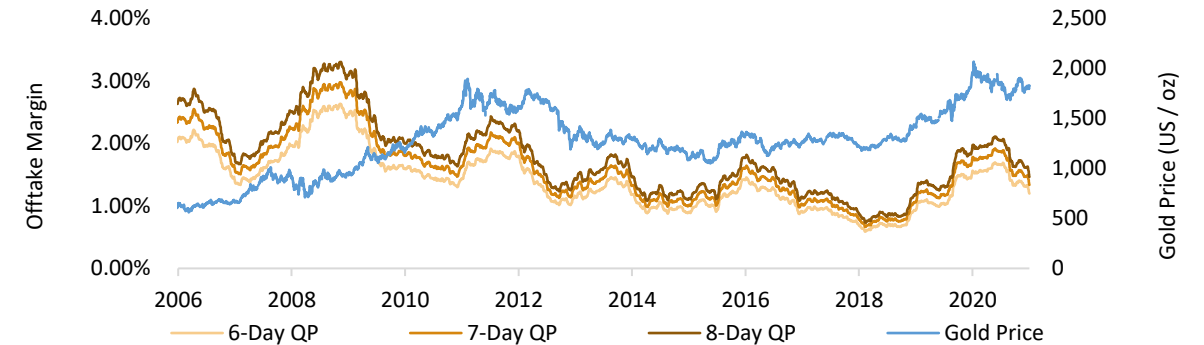


1. All figures in \$m, Broker risked asset NAV based on analyst consensus estimates. Royalties / payments received as at Q4 2023

Overview of offtake contracts

- Offtake contracts provide “royalty-like” exposure
- Returns driven by gold price, volatility, production profile and exploration success
- Offtake profitability increases with volatility and a rising gold price environment
- Trident has the right to acquire gold at the minimum gold price in a quotation period (6 – 8 days)
- Trident profits from difference between selected purchase price and onward sale price
- Longer Quotation Period contracts have superior returns
- Weighted average calculated margin over last 10-years of 1.33% NSR² equivalent
- Profitability increases with gold price movements, higher production profile and exploration success
- Gold deliveries continue to ramp-up across the portfolio as assets execute on expansions and/or production ramp-ups

Historical Calculated Offtake Margins (NSR Equivalents)¹



1. Actual average NSR margin calculated as realized margin per month divided by average gold price during that month

2. NSR equivalent calculated by calculating the difference between the closing daily spot gold price and the minimum closing gold price across the QP period and dividing the margin by the daily spot gold price over the last 10 years

Trident portfolio

Stage	Property	Operator	Location	Commodity	Terms
Production	Los Filos	Equinox Gold	Mexico	Gold	Gold Offtake
Production	Eagle	Victoria Gold	Canada	Gold	Gold Offtake
Production	Mimbula	Moxico Resources	Zambia	Copper	1.25% NSR
Production	Blyvoor	Blyvoor Gold	South Africa	Gold	Gold Offtake
Production	Bonikro	Allied Gold	Cote d'Ivoire	Gold	Gold Offtake
Production	Koolyanobbing	Mineral Resources	Australia	Iron Ore	1.5% FOB
Production	Fazenda	Equinox Gold	Brazil	Gold	Gold Offtake
Production	RDM	Equinox Gold	Brazil	Gold	Gold Offtake
Production	Santa Luz	Equinox Gold	Brazil	Gold	Gold Offtake
Production	Sugar Zone	Silverlake Resources	Canada	Gold	Gold Offtake
Production	Kwale	Base Resources	Kenya	Mineral Sands	0.25% FOB Royalty
Construction	Thacker Pass	Lithium Americas	USA	Lithium	1.05% GRR
Construction	Greenstone	Equinox Gold	Canada	Gold	Gold Offtake
Advanced	Sonora ¹	Ganfeng Lithium ¹	Mexico	Lithium	1.5% Gross Royalty
Advanced	Antler	New World Resources	USA	Copper	0.9% NSRLa
Advanced	La Preciosa	Avino Silver & Gold	Mexico	Silver	1.25% NSR
Advanced (Paying MPS)	Lincoln	Seduli Holdings	USA	Gold	1.5% NSR
Advanced	Paradox Basin	Anson Resources	USA	Lithium	2.5% NSR
Production	i-80 Gold	i-80 Gold	USA	Gold	Gold Offtake
Exploration	Dandoko	B2Gold	Mali	Gold	1% NSR
Exploration	Pukaqaqa	Nexa Resources	Peru	Copper	1% sliding scale NSR

1. Effective 1.5% GRR attributable to Trident, pending completion.

Contact

Registered Office

6th Floor, 60 Gracechurch Street, London,
EC3V 0HR, United Kingdom

General Enquiries

info@tridentroyalties.com
+44 (0)20 3931 9639

